

LSEG DATA AS A SERVICE

DATA DISCOVERY WEB APP USER GUIDE



Version history

| Software version | Document version | Summary of Changes |
|------------------|------------------|--|
| 1.00 | 100.01 | Initial version of the LSEG Data as a Service – Data Discovery Web App User Guide. |

Contents

| | |
|--|----|
| About the Data Discovery Web app | 4 |
| About metadata marketing datasets..... | 5 |
| Business glossary | 5 |
| Delivery products..... | 5 |
| Data dictionary | 5 |
| Distributed dataset | 5 |
| Commercial product | 6 |
| Field glossary | 6 |
| Using the Data Discovery web app | 7 |
| Signing in to Data Discovery on the web..... | 7 |
| Dashboard..... | 7 |
| Search | 8 |
| Dataset details..... | 9 |
| Product details..... | 11 |

About the Data Discovery Web app

Data Discovery provides an overview of LSEG's data coverage, including identifiers, key customer benefits, features, insights and statistics about our industry-leading suite of data. Access enhanced dataset information and how our data maps to commercial offerings. We also offer product samples to help customers evaluate our content prior to trial or purchase.

Those interested in sampling our data will have access to a high-level business glossary for each dataset. For trial users and paid subscribers, Data Discovery also includes in-depth data dictionaries for the relevant products a user has entitlements for.

Data Discovery features include:

- Exploring the length and breadth of LSEG's data
- Understanding commercial products
- Finding a product delivery method that meets your organisation's needs
- Accessing LSEG's rich content

About metadata marketing datasets

Marketing information is created by our product managers, content specialists, and includes input from customers and how they search for our data. It is curated specifically to inform customers what a particular grouping of data is about. They are many-to-many when mapped to products and databases. They include search tags, asset classes, product links, LSEG data taxonomy mappings, and many other hand-crafted attributes.

Business glossary

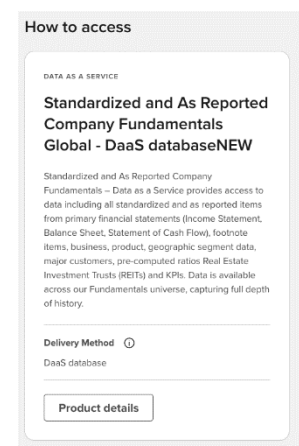
A business glossary is a set of terms and definitions that are high level concepts about LSEG data. It is heavily curated and created for external exposure. It helps customers discover our data through generic constructs like “ten-year bond” or “revenue.” It is also used to disambiguate our data for customers, mapping like data (fields) across delivery channels to a single business concept.

Delivery products

Delivery products are a high-level description of different options for customers to consume data from LSEG. Examples include Data as a Service and Datascope.

Data dictionary

The data dictionary is a set of terms, definitions, data types, relationships and properties that consistently describe the data within our distributed products. It serves as a reference for understanding the semantics of the data.



Field groups

Field groups are included in a data dictionary. They are a generic logical construct to represent how fields of data are grouped together for distribution. This could map to a database table, an object in a JSON file, or other technical implementations. It includes a description.

Fields

Fields are part of a field group. They are a generic and logical way to refer to an individual slice of data. Synonyms include attribute, data item, data point, column. It is the level of granularity we refer to when describing a single piece of data. It includes a description and data type.

Distributed dataset

Data that has been grouped together to be distributed and is available at an LSEG delivery channel. These groupings are defined and curated by our data managers to provide a

mechanism of communication about how data can be purchased and consumed. Datasets are connected to a data dictionary.

Commercial product

A commercial product represents a fusion of segments across datasets with an approved commercial model, which allows LSEG to sell and entitle consumers to our data.

Field glossary

Descriptions mapped to fields that are part of a data dictionary.

For more details, please refer to [Data and Feeds - Data Discovery - User Guide - November2024 v0_RG copy.docx](#).

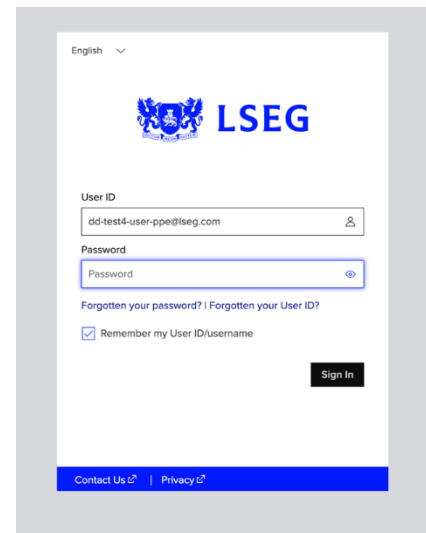
Using the Data Discovery web app

Signing in to Data Discovery on the web

To access Data Discovery, follow these steps:

1. Enter this URL into your browser:
<http://datadiscovery.lseg.com/>
2. Enter your LSEG credentials. These should be the same credentials you use to access products and MyAccount.

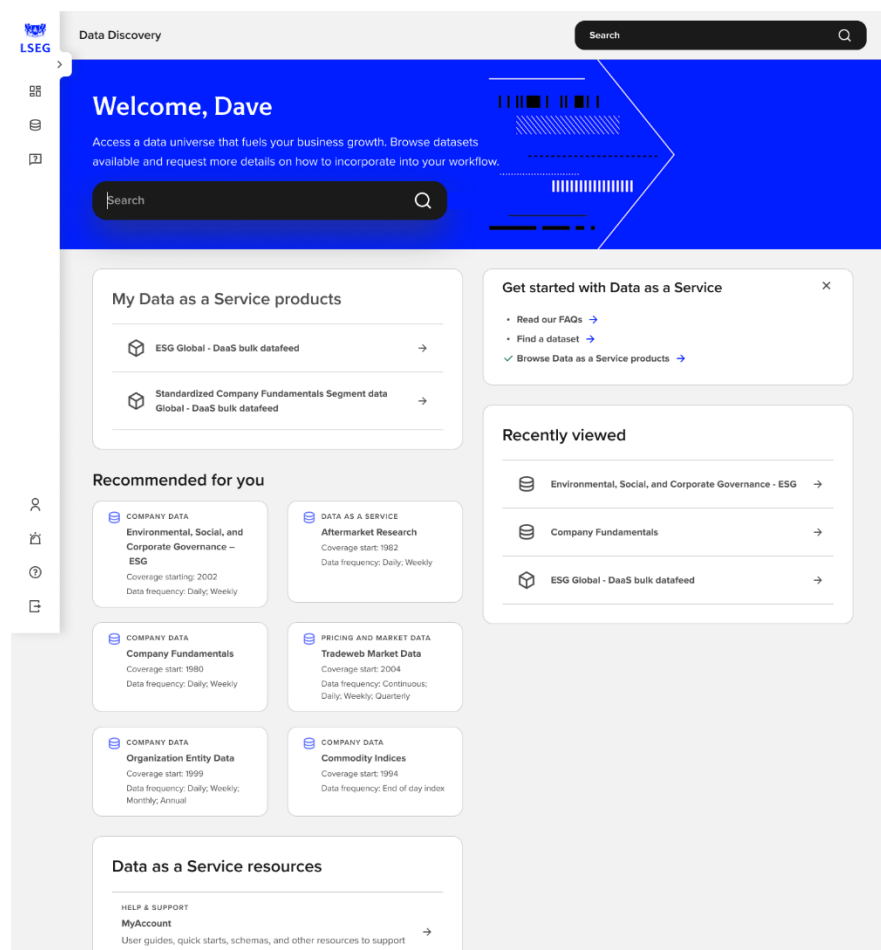
Follow the prompts on the screen if you have forgotten your password or ID. If you don't have an ID, speak with your Account Manager for support.



Dashboard

The dashboard is the first page you'll see after signing in. This page gives a curated overview of the application, highlighting:

- Popular datasets and products
- Recently viewed pages
- Service notifications
- Links to resources for onboarding onto and using LSEG data



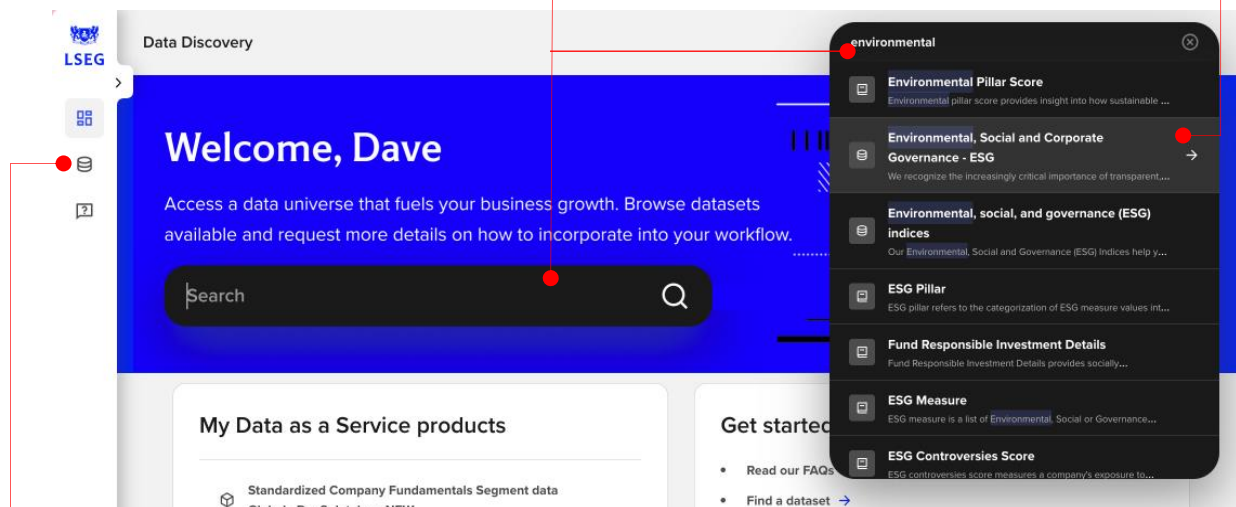
Search

Use the search tool to quickly locate information you're looking for. The tool includes a preview mode that filters top results as you enter your query.

Look for additional features coming soon as we enhance this experience with the help of Azure AI Search.

Find what you need: Search is accessible via the dashboard and within the top navigation bar.

Preview results: Top results will appear as you enter a search term. Press the return key to access a full page of all relevant



Browse all data: Select Data catalogue in the side navigation to browse LSEG's datasets, products, or business glossary.

Dataset details

Dataset overview

The dataset overview tab includes:

- A dataset summary along with key features and benefits
- Coverage information including downloadable coverage highlights
- Relevant products that contain this dataset with ways to access

COMPANY DATA

Environmental, Social and Corporate Governance - ESG

Overview Business glossary Data passport

About the dataset

- We recognize the increasingly critical importance of transparent, accurate, and comparable Environmental, Social and Governance (ESG) data and analytics for the financial industry.
- We strive to be the trusted and preferred partner in the transition to sustainable finance and are committed to bringing an array of best-in-class data, analytics and workflow solutions to the market which allow customers to use our data as the backbone of their investment processes....

Show more

Coverage highlights

Download

| | | | | |
|--|---|---|--------------------------------------|--|
| 24,020 Number of companies with ESG data | 2002 Earliest Fiscal Year covered | 2024 Latest Fiscal Year covered | 816 Number of ESG measures | 18,171 Number of companies with Emissions data |
|--|---|---|--------------------------------------|--|

Coverage by region Coverage by industry

Viewing 1 to 10 of 116

Tab to a column header to Sort [enter] or to Filter [control + enter]

| Region | Organizational count |
|--|----------------------|
| United States (Country) | 9090 |
| China ex Hong Kong and Macau (Country) | 1814 |

COVERAGE METRICS

Coverage count ⓘ
We have an ESG data for close to 16k global companies spanning major global and regional indices.

Data types ⓘ
Includes ESG scores, data items and indicators which are available for companies in the ESG universe

History ⓘ
From 2002

Data frequency ⓘ
Weekly

Geography ⓘ
Global

RELATED DATASETS

COMPANY DATA
Aftermarket Research →

COMPANY DATA
Axioma Risk Models →

COMPANY DATA

Dataset business glossary

The business glossary provides a central repository for business terms. These terms represent concepts covered in the data and can be used to disambiguate between different datasets LSEG offers.

Browse, filter, and sort:
You can browse all terms or filter table columns by

View business term details: Select a table row to open a panel that gives more details about the term as well as the ability to download the term as an Excel file.

COMPANY DATA

Environmental, Social and Corporate Governance - ESG

Overview **Business glossary** Data passport

Viewing 1 - 10 of 32

Tab to a column header to Sort [enter] or to Filter [control + enter]

| Title | Description |
|----------------------------|--|
| ESG Score | ESG score refers to the overall company score which is derived based on the self-reported information in the corporate governance pillars, including the 10 categories of Emissions, Innovation, Resource Use, CSR Strategy, Management, Shareholders, Community, Human rights, Product Responsibility, Workforce. |
| Innovation | Innovation refers to the ESG category that helps to identify what measures a company is taking to reduce its environmental impact. Data measures such as the manufacturing of environmentally friendly products, hybrid vehicles, water technology, Research & Development (R&D) expenditure, etc., are part of this category. LSEG covers 40 innovation related indicators. |
| Diversity Inclusion Rating | Diversity inclusion rating reflects a company's commitment towards maintaining a diverse and inclusive workforce, culture, and disability. This can be achieved through the provision of flexible and inclusive working conditions. |
| Recent Controversies Count | Recent controversies count refers to the total number of year-to-date controversies which are added for the completed ESG period. |
| ESG Source | ESG source refers to the source information where the data measure is reported by the company i.e., source number, and abstract. |
| ESG Datapoint As Reported | ESG datapoint as reported value refers to the values published by the company in its publicly available documents. |

ESG Score

Description

ESG score refers to the overall company score which is derived based on the self-reported information in the environmental, social, and corporate governance pillars, including the 10 categories of Emissions, Innovation, Resource Use, CSR Strategy, Management, Shareholders, Community, Human rights, Product Responsibility, Workforce.

Associated datasets

- Environmental, Social and Corporate Governance - ESG

Associated products

- ESG Global - DaaS databaseNEW
- ESG Global - DaaS bulk datafeedNEW
- ESG Global - DaaS database
- ESG Global - DaaS bulk datafeed

Download

Product details

Product overview

The products overview tab provides:

- Product summary
- Product coverage - what's included and what's not
- Rules and restrictions to be aware of prior to purchase and during usage

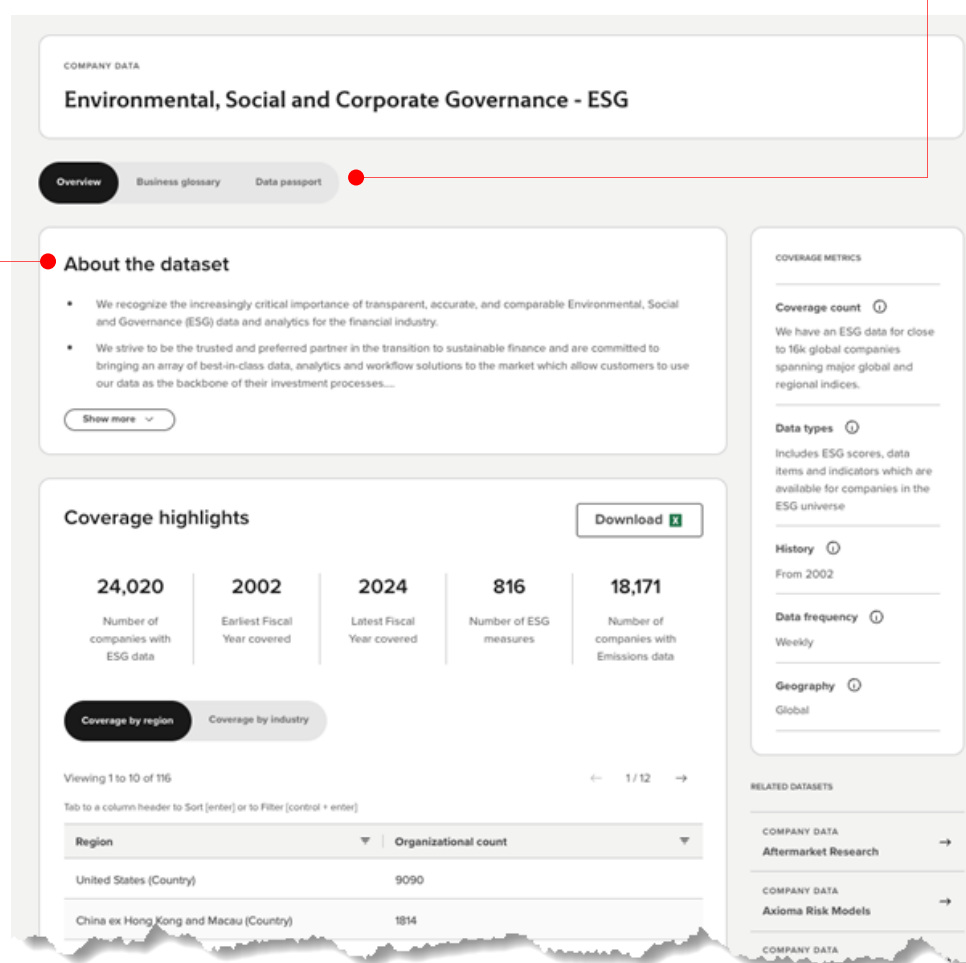
Customers with a product license, whether for trial access or a commercial subscription, have additional features available:

- License details
- Access to the product's data dictionary
- Guidance and documentation specific to the product's delivery method

My access: Licensed customers and trial users can find product Material ID, onboarding documentation, and links to relevant resources.

Onboarding guides for database:

Database customers and trial users have access to guides and FAQs for setting up and using the product through that delivery method.



Product data dictionary

The product's data dictionary includes:

- **Field name:** The unique identifier used to label a particular field (or column) in a database or a data model. It usually accurately reflects the type of data contained in a field.
- **Field description:** Additional information or details about the field, what type of data it contains, and its purpose. It helps in understanding the context or use of the field.
- **Field data type:** The type or nature of the data that the field can hold. The data type can affect how the data is stored, validated, and displayed.
- **Field group:** Field Group is used in the definition of data dictionaries and field dictionaries. It represents a structural collection of data objects such as a table; array; or another grouping of related data.
- **Field group description:** Additional information about a particular field group. They explain why fields are grouped together and their shared purpose or context.

More features are coming soon, including corresponding entity relationship diagrams.

Search, filter, and sort: Use the search field to narrow results across all table columns. Use the filters to narrow results more granularly within a column.

View dictionary field details:

Select a table row to open a panel that gives more details about the field as well as the ability to download the information as an Excel file.

The screenshot displays the 'ESG Global - DaaS bulk datafeed' interface. At the top, there's a description of ESG data and a 'Download samples' button. Below this, the 'Data dictionary' tab is selected. The main area shows a search bar, a table of data dictionary entries, and a detailed view for 'ExampleName'.

Data dictionary

The data dictionary is a set of terms, definitions, data types, relationships and properties that consistently describe the data within our distributed products. It serves as a reference for understanding the semantics of the data.

Search dictionary

Viewing: 1-10 of 100

Keyboard controls: Tab to a column header to Sort [enter] or to Filter [control + enter]

| Field name | Field title | Field description | Field data type |
|-------------|--------------|---------------------------------------|-----------------|
| ExampleName | Example Name | Example name definition lorem ipsum c | String |
| ExampleName | Example Name | Example name definition lorem ipsum c | String |
| ExampleName | Example Name | Example name definition lorem ipsum c | String |
| ExampleName | Example Name | Example name definition lorem ipsum c | String |
| ExampleName | Example Name | Example name definition lorem ipsum c | String |
| ExampleName | Example Name | Example name definition lorem ipsum c | String |

ExampleName

Overview

Field name ⓘ
ExampleName

Field title ⓘ
Example Name

Field description ⓘ
Example name definition sample text

Field data type ⓘ
String

Field group ⓘ
ExampleTable

Field group description ⓘ
Example table definition sample text

Download ⓧ

Product samples

Data samples are subsets of products that are used for evaluation purposes. Samples may not be current and do not include third party identifiers. Samples are for representation purposes only and should not be assumed as the default product structure.

Understanding the sample's context: Samples are meant to illustrate common customer use cases for a given product.

Samples are representative, not a default structure: The columns and data shown are meant to help our customers evaluate products prior to

Overview **Samples** Data dictionary

Sample 1: ESG Statement for RIO TINTO PLC - RIO.L Download

Disclaimer: The following data is for representation purposes only and should not be assumed as default structure.

Search sample

Viewing 1 - 10 of 6131 ← 1 / 614 →

| FiscalYear | EsgPillar | EsgCategory | EsgMeasureTypeCode | EsgMeasure | Value |
|------------|---------------|-------------|--------------------|--------------------------------|-------|
| 2023 | Environmental | Emissions | Data Point | AnalyticCO2EstimationMethod | Value |
| 2023 | Environmental | Emissions | Data Point | AnalyticEstimatesCO2Equivalent | Value |
| 2023 | Environmental | Emissions | Data Point | BiodiversityCommitment | Value |
| 2023 | Environmental | Emissions | Data Point | BiodiversityDueDiligence | Value |
| 2023 | Environmental | Emissions | Data Point | BiodiversityImpactReduction | Value |
| 2023 | Environmental | Emissions | Data Point | BiodiversityNetPositiveImpact | Value |